

LAYOUT PAGE TABLE			
LABEL	TITLE	DESCRIPTION	COMMENTS
P-1	PROJECT OVERVIEW		



REVISION TABLE	
NUMBER	DATE

DOC #: 180601_461_c10

WILMINGTON ISLAND
SHOPPING CENTER
UNIT c10

GaelCom, Inc.
4220 Itchenockeassa Blvd.,
Lakeland, FL 33810
Tel: (224) GAELCOM



VIEW ALL IMAGES

GALLERY

CLICK HERE FOR

DWG FILE

CLICK HERE FOR

DWG FILE

with datapoints

DATE:

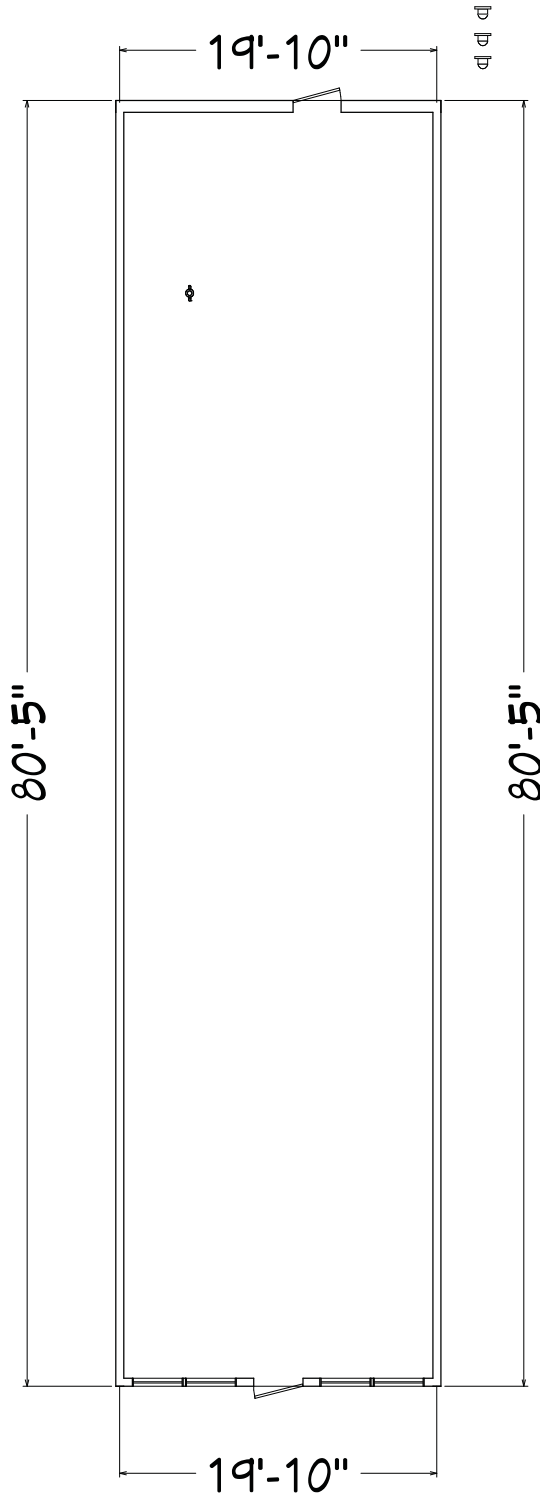
12/12/16

SQ. FT.

1,605

SHEET:

P-1



1st Floor



REVISION TABLE	
NUMBER	DATE

DOC #: 180601_461_c10

WILMINGTON ISLAND
SHOPPING CENTER
UNIT c10

GaelCom, Inc.
4220 Itchenockeassa Blvd.,
Lakeland, FL 33810
Tel: (224) GAELCOM

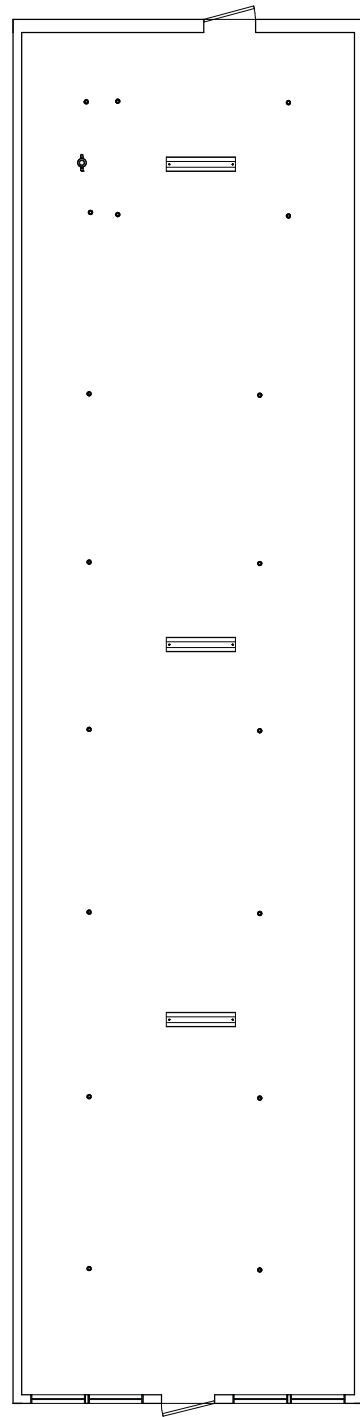
DATE:

12/12/16

SQ. FT.

1,605

SHEET:



11 11 11

1st Floor



REVISION TABLE	
NUMBER	DATE

DOC #: 180601_461_c10

**WILMINGTON ISLAND
SHOPPING CENTER
UNIT c10**

GaelCom, Inc.
4220 Itchenockeassa Blvd.,
Lakeland, FL 33810
Tel: (224) GAELCOM

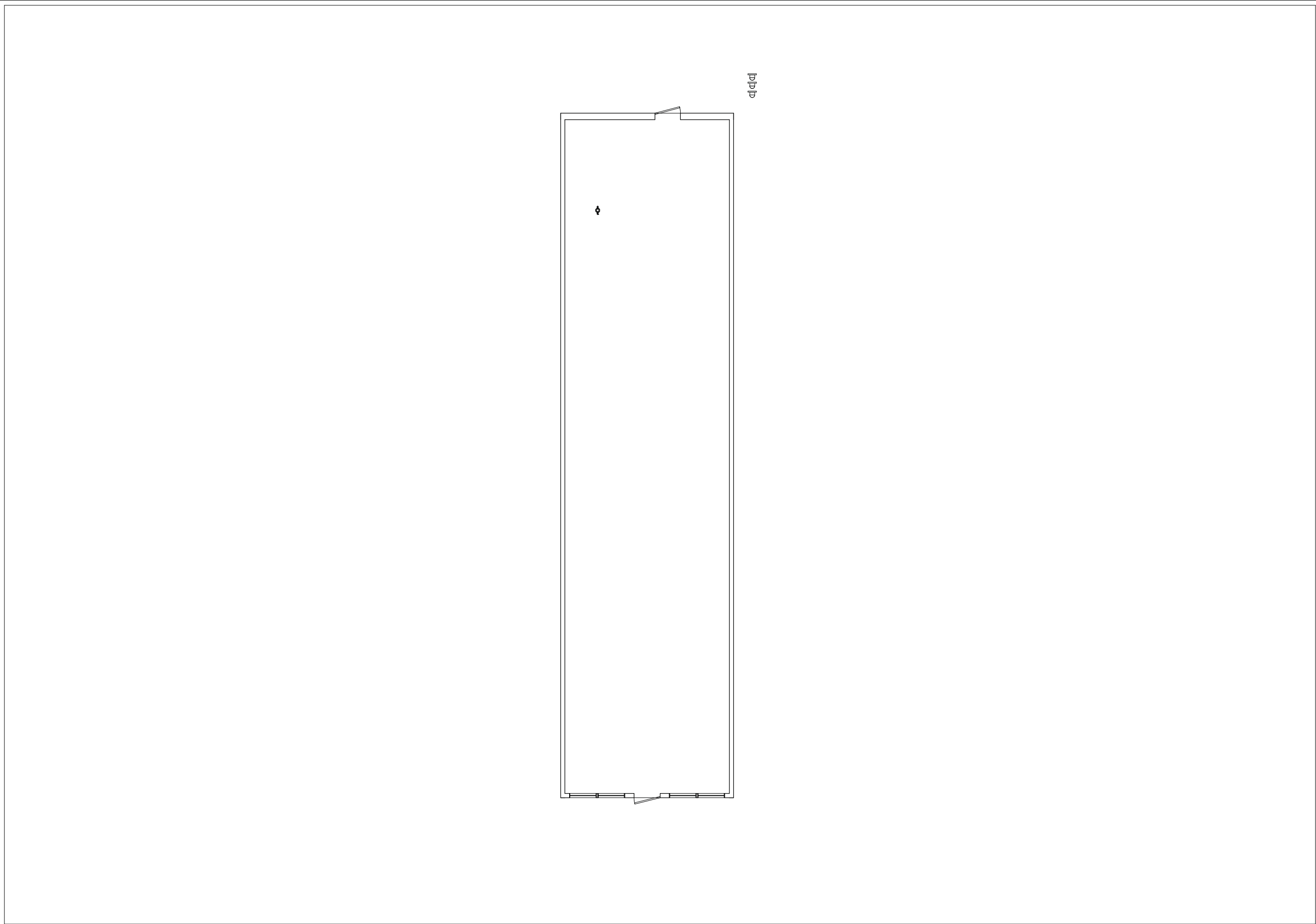
DATE:

12/12/16

SQ. FT.

1,605

SHEET:



01/01/17

1st Floor



REVISION TABLE	
NUMBER	DATE

DOC #: 180601_461_c10

**WILMINGTON ISLAND
SHOPPING CENTER
UNIT c10**

GaelCom, Inc.
4220 Itchenockeassa Blvd.,
Lakeland, FL 33810
Tel: (224) GAELCOM

DATE:

12/12/16

SQ. FT.

1,605

SHEET:



REVISION TABLE	
NUMBER	DATE

DOC #: 180601_461_c10

WILMINGTON ISLAND
SHOPPING CENTER
UNIT c10

GaelCom, Inc.
4220 Itchenockeassa Blvd.,
Lakeland, FL 33810
Tel: (224) GAELCOM

DATE:

12/12/16

SQ. FT.

1,605

SHEET:

- ✕ CEILING FAN
- CEILING LIGHT
- DECORATIVE LIGHT
- DRAIN
- † DRINKING FOUNTAIN
- Ⓟ ELECTRIC METER
- Ⓟ ELECTRIC OUTLET 110V
- Ⓟ ELECTRIC OUTLET 220V
- † ELECTRICAL PANEL
- † EMERGENCY LIGHT
- || EXIT SIGN
- FIRE EXTINGUISHER
- FIRE LIGHT
- RECESSED FLUORESCENT 24x24
- RECESSED FLUORESCENT 24x48
- Ⓟ GAS METER
- SINK
- INCANDESCENT LIGHT OR BULB
- MOTION SENSOR
- PENDANT LIGHT
- RECESSED SPOT OR FLOOD
- † SECURITY SYSTEM KEYPAD
- ▬ SHOP LIGHT
- SMOKE DETECTOR
- SPOTLIGHT (SINGLE)
- FIRE SPRINKLER
- ✕ TELEPHONE OR DATA POINT(S)
- Ⓟ TIMER
- THERMOSTAT
- Ⓟ TOILET
- † TRACK LIGHTING
- Ⓟ URINAL
- WALL LIGHT
- Ⓟ WATER HEATER
- WATER METER

GENERAL UNIT INFORMATION		
Height to ceiling	n/a	ft
Height to joist	14'3"	ft
Height to roof	15'9"	ft
Panel 1 Load	n/a	Amps
Panel 2 Load	no	Amps
Panel 3 Load	no	Amps
Column 1 dim.	no	in
Column 2 dim.	no	in
Column 3 dim.	no	in
Sales Floor	concrete	type
Other Floor	no	type
Sprinklers	yes	yes
Loading Dock	no	yes

- UNIT NOTES:
1. Electric Meter - not available
 2. Water Meter # - 68787111
 - 3.
 - 4.
 - 5.
 - 6.

- GENERAL COMMENTS:
1. These schematic layouts are for representative purposes and do not preclude the requirement for architectural drawings and verification prior to internal layout and design.
 2. All internal measurements were taken with Bosch GLM 40X Laser Measurer or Equivalent.
 3. All internal measurements in drawing are Face to Face consistent with actual field recordings.
 4. Measurements, Ceiling Heights, and pillar placements are accurate to nearest half inch.